




NEW BRUNSWICK 1 SHUTTLE:


MAP LEGEND:

ROUTE: 

ROUTE from 6 AM - 9 AM & 4 PM - 8 PM: 

ROUTE from 9 AM - 4 PM & 8 PM - 2 AM: 

FIXED BUS STOP: 

SHUTTLE DIRECTION: 

Track the buses online via the TransLoc website (<https://rutgers.transloc.com/>) or via the TransLoc Rider app.

HOURS OF SERVICE:

FALL / SPRING SEMESTERS WEEKDAYS:
6 AM until 2 AM.

WINTER BREAK, SPRING BREAK, SUMMER WEEKDAYS:
6 AM until 9 AM; and 4 PM until 7 PM.

****NBQ1S ONLY SERVICES THE BUCCLEUCH PARK AREA (ST. PETER'S AND COLONY HOUSE STOPS) BETWEEN 6 AM until 9 AM and 4 PM until 8 PM (7 PM during the Semester breaks/Summer).**

REMINDERS:

PASSENGERS CAN GET ON OR OFF THE SHUTTLE ANYWHERE ALONG THE PORTION OF THE ROUTE BETWEEN THE SOMERSET STREET TRAIN STATION UP UNTIL COLLEGE AVENUE STUDENT CENTER. HOWEVER, THE SHUTTLE IS NOT PERMITTED TO LET PEOPLE ON OR OFF THE BUS IN THE MIDDLE OF THE CITY STREET AT ANY TIME. PICKUPS AND DROPOFFS MUST BE DONE AT A CORNER / INTERSECTION. PLEASE FLAG DOWN THE SHUTTLE IN SUCH AN AREA AS IT APPROACHES TO BOARD. WHEN BOARDING THE SHUTTLE, PLEASE INFORM THE DRIVER OF YOUR DESTINATION OR SIGNAL THE "STOP REQUEST" WELL IN ADVANCE OF REACHING YOUR INTENDED DESTINATION.

ALSO REMEMBER THAT THE SHUTTLE COULD DEVIATE FROM ITS NORMAL ROUTE DUE TO ROAD CLOSURES / DETOURS TAKING PLACE ALONG/NEAR ITS ROUTE. PLEASE CHECK WITH THE DRIVER BEFORE/UPON BOARDING THE SHUTTLE.

