






# Regulated Medical Waste Disposal Guide for Clinical Areas

CLEAR BAG	CLEAR BAG	YELLOW WASTE CONTAINERS	SHARPS CONTAINER	REGULATED MEDICAL WASTE (RMW) BOX	
					
General Trash	Dirty Linens	Solids and Sharps Used with Chemo Administration	Used and Unused Sharps (full containers placed into RMW box)	Liquids	Solids
<ul style="list-style-type: none"> <li>■ Paper and plastic packaging, wrappers</li> <li>■ Non-contaminated (NOT visibly bloody); paper liners and gowns, disposal gloves</li> <li>■ Empty urine specimen cups</li> <li>■ Plastic trays/holders from sterile procedures trays (e.g., bone marrow, lumbar puncture biopsy trays).</li> </ul> <p><b>Remember: ALWAYS check trays for presence of sharps prior to disposal!</b></p>	<ul style="list-style-type: none"> <li>■ <b>Each clinical site is responsible for arranging used linen collection, as needed.</b></li> <li>■ <b>All used linen, even linen contaminated with visible blood, must be placed in an appropriate collection receptacle while storing prior to laundering.</b></li> </ul>	<ul style="list-style-type: none"> <li>■ Syringes/needles</li> <li>■ I.V. Bags/Tubing</li> <li>■ Gloves</li> <li>■ Paper gowns</li> <li>■ Paper liners</li> </ul>	<p><b>Including, but not limited to:</b></p> <ul style="list-style-type: none"> <li>■ Syringes with and without needles (do not bend or recap!)</li> <li>■ Biopsy needles</li> <li>■ Unused sharps</li> <li>■ Scalpel blades</li> <li>■ Needles</li> <li>■ Scissors/Tweezers (metal)</li> <li>■ Wires</li> <li>■ Glass blood vials (empty/residual only)</li> <li>■ Empty medication vials</li> </ul>	<p style="text-align: center;"><b>≥20cc liquids</b></p> <ul style="list-style-type: none"> <li>• Urine specimen cups: Drain dispose urine. Empty cups in regular trash</li> <li>• Blood vials/tubes: Place in rigid, screw-top container. Dispose container in biomedical waste box.</li> </ul> <p style="text-align: center;">Contact REHS at <a href="mailto:biosafety@rutgers.edu">biosafety@rutgers.edu</a> for disposal guidance.</p>	<ul style="list-style-type: none"> <li>■ Tubing</li> <li>■ Gloves</li> <li>■ Paper gowns</li> <li>■ Paper liners</li> <li>■ Blood/body fluid clean up debris</li> </ul> <p><b>Note:</b> 'red-bag' waste collected in alternate receptacles in patient rooms must be handled by <b>clinical personnel only!</b></p> <p><b><i>NO liquids permitted in biomedical waste box!</i></b></p>
<p><b>All RMW containers should have a biohazard warning label on the container and the lid.</b> RMW Bins or Boxes must be lined with red plastic bags and CLOSED when you are not actively adding waste. When 2/3 full, staff MUST seal the bags with tape and label bags with a REHS provided "Inner Container Label" A REHS provided "Outer Container Label" must be placed on the sealed box</p> <p style="text-align: center;"><b><u>Do not overfill containers!</u></b></p>					