






Regulated Medical Waste Disposal Guide for Clinical Areas

CLEAR BAG	CLEAR BAG	YELLOW WASTE CONTAINERS	SHARPS CONTAINER	REGULATED MEDICAL WASTE (RMW) BOX	
				<p>Regulated Medical Waste must be placed in an approved box or bin that is lined with a red plastic bag in accordance with the RU Biological and Medical Waste Policy. Other disposal methods must be arranged with REHS.</p> 	
General Trash	Dirty Linens	Solids and Sharps Used with Chemo Administration	Used and Unused Sharps (full containers placed into RMW box)	Liquids	Solids
<ul style="list-style-type: none"> ■ Paper and plastic packaging, wrappers ■ Non-contaminated (NOT visibly bloody); paper liners and gowns, disposal gloves ■ Empty urine specimen cups ■ Plastic trays/holders from sterile procedures trays (e.g., bone marrow, lumbar puncture biopsy trays). <p>Remember: ALWAYS check trays for presence of sharps prior to disposal!</p>	<ul style="list-style-type: none"> ■ Each clinical site is responsible for arranging used linen collection, as needed. ■ All used linen, even linen contaminated with visible blood, must be placed in an appropriate collection receptacle while storing prior to laundering. 	<ul style="list-style-type: none"> ■ Syringes/needles ■ I.V. Bags/Tubing ■ Gloves ■ Paper gowns ■ Paper liners 	<p>Including, but not limited to:</p> <ul style="list-style-type: none"> ■ Syringes with and without needles (do not bend or recap!) ■ Biopsy needles ■ Unused sharps ■ Scalpel blades ■ Needles ■ Scissors/Tweezers (metal) ■ Wires ■ Glass blood vials (empty/residual only) ■ Empty medication vials 	<p style="text-align: center;">≥20cc liquids</p> <ul style="list-style-type: none"> • Urine specimen cups: Drain dispose urine. Empty cups in regular trash • Blood vials/tubes: Place in rigid, screw-top container. Dispose container in biomedical waste box. <p style="text-align: center;">Contact REHS at biosafety@rutgers.edu for disposal guidance.</p>	<ul style="list-style-type: none"> ■ Tubing ■ Gloves ■ Paper gowns ■ Paper liners ■ Blood/body fluid clean up debris <p>Note: 'red-bag' waste collected in alternate receptacles in patient rooms must be handled by <i>clinical personnel only!</i></p> <p><i>NO liquids permitted in biomedical waste box!</i></p>
<p>All RMW containers should have a biohazard warning label on the container and the lid. RMW Bins or Boxes must be lined with red plastic bags and CLOSED when you are not actively adding waste. When 2/3 full, staff MUST seal the bags with tape and label bags with a REHS provided "Inner Container Label" A REHS provided "Outer Container Label" must be placed on the sealed box</p> <p style="text-align: center;"><u>Do not overfill containers!</u></p>					