







MARKER BALL INSTALLATION NOTES

- MARKER BALLS TO BE INSTALLED AS PER MANUFACTURER SPECIFICATIONS
- MARKER BALL BURIED NO MORE THAN 4'
- DO NOT CRUSH BALL WHEN INSTALLING OR COMPACTING SOIL
- TEST MARKER BALLS AFTER FIRST LIFT OF BACKFILL
- INSTALL MARKER BALLS AS PER MARKER BALL USAGE BELOW

MARKER BALL USAGE SCENARIOS

- TERMINATIONS & CAPS
- SPLICES, REPAIRS AND /OR CLAMPS
- NON METALLIC OR NON DETECTABLE UTILITIES WITHOUT EXISTING TRACER WIRE
- DUCT BANK DIFFERENTIATION
- SITUATIONS WHERE TRACER WIRE IS NOT FEASIBLE
- UTILITY INTERSECT POINTS
- CORNERS OF BURIED STRUCTURES
- CORNERS OF SEPTIC FIELDS

MARKER BALL TYPE/FREQUENCY LIST	
	WATER 145.7 kHz Part #31384
	SEWER 121.6 kHz Part #31385
	GAS 83.0 kHz Part #31386
	TELEPHONE 101.4 kHz Part #31382
	CABLE TV 77.0 kHz Part #31387
	ELECTRIC 169.8 kHz Part #

DRAWN BY: TCS
CHECKED BY: GB
SCALE: N.T.S.
DATE: 09/12/25

MARKER BALL INSTALLATION