

think global, bike local

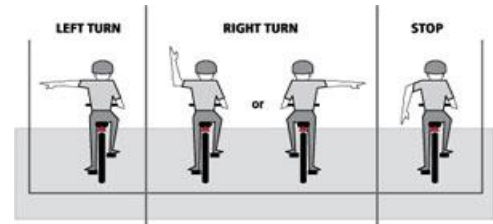
RUTGERS

bikes.rutgers.edu




BICYCLE SAFETY

AT RUTGERS, THE STATE UNIVERSITY OF NEW JERSEY



EQUIPMENT

- Wear a helmet that is fitted to your head and is less than five years old. Helmets are your last line of defense to reduce the severity of crashes.
- Lock your bike frame and both wheels to avoid theft.
- Register your bike at rudots.rutgers.edu so that your bike can be identified if stolen.
- Use a front and rear light at night. Consider other visibility equipment like reflectors or reflective tape.



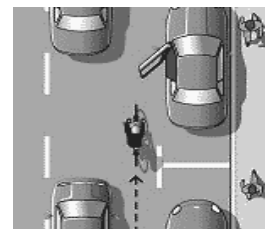
Secure the frame and both wheels.
U-locks are preferred.

WHERE TO RIDE

- Ride with traffic, not against it.
- Be predictable. Don't swerve in and out of cars parked along the street.
- Ride with your tire a minimum of 4 ft from parked cars to avoid being "doored".

RULES OF THE ROAD

- When on the road, bikes have the rights and responsibilities of an automobile. Act like one. Obey stop signs, signals and use turn lanes as a car would.
- Check over your shoulder for traffic and use hand signals before you:
 - Turn
 - Change lanes
 - Change position significantly
- You may move toward the center of a travel lane when:
 - You are preparing to make a left turn or before switching lanes.
 - The lane is too narrow for cars and bikes to travel side-by-side and speeds are low.
 - Necessary to ride outside the "door zone" of parked cars.



Avoid the door-zone by riding 4ft away from parked cars.



Brought to you by
Rutgers Energy Institute
Rutgers Green Purchasing
Rutgers Administration & Public Safety